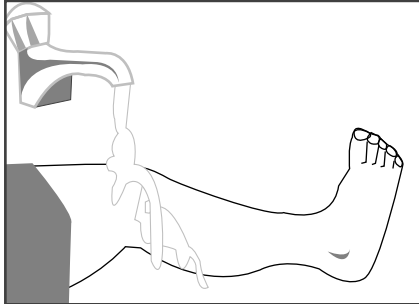


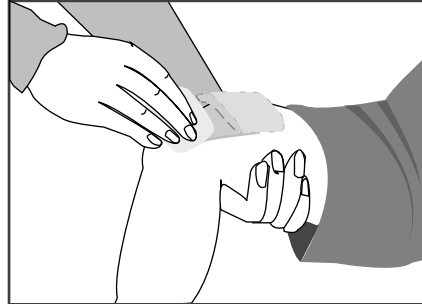


RED CRESCENT FIRST AID TIPS

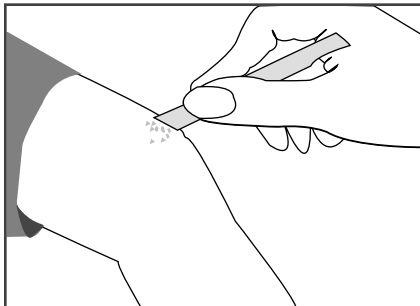
Cuts and wounds



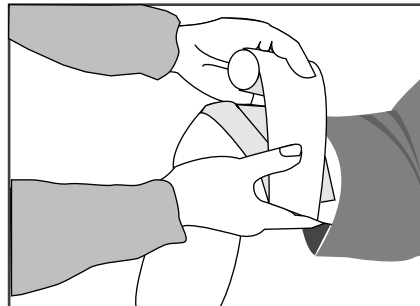
1 Run clean water over the cut or wound, then gently pat it dry with a sterile cotton swab or a clean tissue. Position a piece of sterile gauze over the wound as a temporary covering.



2 Use swabs of cotton wool that have been dipped in warm and soapy water to clean the skin surrounding the wound. Wipe away from the wound, using a fresh swab for each stroke. Gently pat dry.



3 Examine the wound. If it contains gravel, grit or small pieces of glass, gently remove the particles with tweezers. If larger objects are embedded in the wound, do not attempt to take them out yourself. Seek medical attention.



4 If the wound is just a small cut, cover it with a plaster. Cover larger cuts or grazes with sterile dressing, and keep it in position with a crepe bandage. Keep the wound covered until it has closed up or developed a scab.

Presented jointly by Malaysian Red Crescent Society and the Malaysian media in conjunction with the "First Aider in Every Home" campaign. Call 03-4578122